



Call for Abstracts/Posters

26th Annual NIDCAP Trainers Meeting October 17 – 20, 2015
Sheraton Wild Horse Pass Resort & Spa, Chandler, Arizona





**“Innovations in NICU Family Centered, Developmentally Supportive Care:
Changing the experience for infants and families”**

Oral abstract presentations as well as posters may be **Research-Based** or describe **Clinical Applications/Innovations** of interest to the NIDCAP International Federation, Inc. (NFI). All abstracts/posters will be evaluated via blind peer review and selected from those submitted. Beginning this year, all selected abstracts/posters will be published in the Winter edition of the *Developmental Observer*. In addition, all *Developmental Observers* (2007--present) will be archived at the IUScholarWorks, Indiana University (IU). IUScholarWorks is supported by the IU Libraries and the IU Digital Library Program, a collaborative effort of the IU Libraries and University Information Technology Services.

As a result of this change, the *Abstract/Poster General Guidelines* and the *Abstract/Poster Format Instructions* are more stringent than in the past. In addition, the text/space limits have been increased (two single spaced pages, 1200 words, inclusion charts, graphs, etc. are encouraged) to allow for a thorough discussion of your abstract and/or poster, therefore please provide a comprehensive overview of your topic. **Please carefully follow the directions below.**

I. Abstract/Poster General Guidelines

A. You may submit for one or more of these categories:

-  Oral Abstract: Research-Based;
-  Oral Abstract: Clinical Application/Innovation;
-  Poster: Research-Based; or
-  Poster: Clinical Application/Innovation.

B. For **Research-Based** abstracts and posters, please see ***Research-Based Abstract and Poster: Content Instructions, page 3.***

C. For **Clinical Application/Innovation** abstracts and posters, please see ***Clinical Application/Innovation Abstract and Poster: Content Instructions, page 4.***

D. For **all abstracts and posters**, please follow the detailed ***Abstract/Poster Format Instructions (p. 5)***

E. The use of charts, graphs, tables, and/or pictures that aid in demonstrating key point(s) is highly recommended. About one-half page (of the two-page limit) should be reserved for the inclusion of these visual aids.

F. The text limit is 1200 words (about 1.5 pages). This is to allow for a more thorough development of your topic and will thus be well-crafted for publication in the *Developmental Observer*. If possible, **please use the entire allotted two pages.**

E. **All Oral Abstract presentation(s) are allotted 15 minutes.** This may include 10 minutes for the presentation and 5 minutes for questions; or the presenter may choose to use the entire 15 minutes to present. **If there is more than one author, please underline the name of author who will be presenting the topic at the 2015 Trainers Meeting. Note:** The abstract submitter is responsible for ensuring that all co-authors have agreed to be listed on the abstract.

II. Selection Criteria for Abstracts/Posters

Submissions are peer reviewed with the following selection criteria:

- 🔍 Relevance/interest
- 🔍 Innovation
- 🔍 Results/outcomes
- 🔍 Insightfulness of conclusions
- 🔍 Overall clarity and content

III. Submission Process and Deadlines

Please email your **Abstract** presentation(s) and/or **Poster** display(s) and your signed **Copyright Assignment Agreement** to **both**:

gretchen Lawhon: premie@gmail.com & Rodd Hedlund: nnacpdirector@nidcap.org

In order to allow time for peer review and possible revisions, the **deadline for submission is Friday, September 18, 2015**. You will be notified of receipt of your abstract. If you do not receive notification of receipt within 48 hours of submission, please contact us by email.

The selection process will be completed and you will be notified of the status of your submission by October 1, 2015. If you should have any questions or concerns please contact either gretchen Lawhon or Rodd Hedlund. Thank you.

Sincerely,



gretchen Lawhon, PhD, RN, CBC, FAAN
President, NIDCAP Federation International (NFI)
NIDCAP Master Trainer



Rodd Hedlund, MEd
Director, NIDCAP Nursery Assessment and
Certification Program (NNACP)
NIDCAP Trainer

Research-Based Abstract/Poster: Content Instructions

A. Background

Provide the scientific background and rationale for the study.

B. Research Objectives

Describe the specific aims/hypotheses of your study.

C. Methods

Describe what was done, and how (i.e. the research design, sample size, selection criteria, description of intervention, duration of the study, outcome measures and how they were measured, statistical methods used to analyze data).

D. Results

Summarize the findings in sufficient detail to support the conclusions.

E. Conclusions

This section should contain the most important take-home message of the study. Usually, the findings highlighted here relate to the primary outcome measure; however, other important or unexpected findings may also be mentioned. The author may also express an opinion about the theoretical or practical implications of the findings, the importance of their findings for the field, or whether additional study is required. Thus, the *Conclusions* may contain three elements:

1. The primary take-home message;
2. The additional findings of importance; and
3. The perspective.

F. References

In the abstract text, cite references in consecutive order using Arabic superscript numerals.

Use AMA style to create reference list as in following examples:

- *Journal Articles:* Zahr LK, Parker S & Cole J. Comparing the effects of neonatal intensive care unit intervention on premature infants at different weights. *Developmental and Behavioral Pediatrics*. 1992; 13,165-172.
- *Chapters:* Als H. Reading the premature infant. In: Goldson E, ed. *Nurturing the Premature Infant: Developmental Interventions in the Neonatal Intensive Care Nursery*. New York: Oxford University Press; 1993: 18-85.

F. Statement of Financial Support

Include a **Statement of Financial Support** that lists all financial relationships with commercial entities (e.g., pharmaceutical and diagnostic companies, etc). This would include: 1) receiving research grants awarded to the authors' institution from Company A; 2) the author(s) has served as a consultant to Company B; 3) the author(s) owns stock in Company C; and/or 4) the author(s) is an employee of Company D. **If an author(s) does not have any financial relationships with commercial entities to disclose, the statement should read as follows:** "[Author's name(s)] has no financial relationships with commercial entities to disclose."

Clinical Application/Innovation Abstract and Poster: Content Instructions

The Clinical Applications/Innovations content for abstracts and posters provides an opportunity for individuals who would like to present a non-research based presentation on innovative or original work in a particular area. This format accommodates clinical, education and policy based proposals that may not be quantitative or data-driven.

The abstract/poster for a clinical application/innovation contains many of the same elements as the abstract for original research with a few important differences. Most importantly, please use the abstract to highlight the importance of the issue the clinical application/innovation raises and convince your audience that the clinical application/innovation is interesting, novel, and relevant.

A. Introduction/Background/Purpose of Your Topic

Describe the problem being addressed with the clinical application or innovation and why the project was developed.

B. Objectives (sometimes referred to as “Teaching Points” of your work)

Identify what the participants will learn or be able to do as a result of this presentation or display. These are measurable behaviors that the learner should be able to perform after listening to your abstract presentation or reviewing your poster display.

C. Approach

Describe what was done, and how. Describe how the outcomes were evaluated.

D. A Comprehensive Summary or Conclusion

Describe what was learned from this endeavor, and what conclusions may be drawn from your investigation which may demonstrate, for example, the improvement in patient care. Explain the relevance of the issue discussed, including future research needs and implications.

E. References

In the abstract/poster text, cite references in consecutive order using Arabic superscript numerals.

Use AMA style to create reference list as in following examples:

- *Journal Articles:* Zahr LK, Parker S & Cole J. Comparing the effects of neonatal intensive care unit intervention on premature infants at different weights. *Developmental and Behavioral Pediatrics*. 1992; 13,165-172.
- *Chapters:* Als H. Reading the premature infant. In: Goldson E, ed. *Nurturing the Premature Infant: Developmental Interventions in the Neonatal Intensive Care Nursery*. New York: Oxford University Press; 1993: 18-85.

F. Statement of Financial Support

Provide a **Statement of Financial Support** that lists all financial relationships with commercial entities (e.g., pharmaceutical and diagnostic companies, etc.). This would include: 1) receiving research grants awarded to the authors' institution from Company A; 2) the author(s) has served as a consultant to Company B; 3) the author(s) owns stock in Company C; and/or 4) the author(s) is an employee of Company D. If an author(s) does not have any financial relationships with commercial entities to disclose, the statement should read as follows: “[Author’s name(s)] has no financial relationships with commercial entities to disclose.”

Abstract/Poster Format Instructions

General Format Instructions

1. Be concise—abstracts/posters for the *Developmental Observer* should be single spaced and no more than 1200 words (about 1.5 pages). Please allow space for the inclusion of graphs, charts, tables and/or pictures (two page maximum).
2. The abstract/poster should be unified (i.e., one topic) and coherent.
3. Edit it carefully for grammar, punctuation, typos, etc.
4. Ensure the abstract/poster conforms to the *Developmental Observer's* “house style” (see below).

Specific Format Instructions (*Developmental Observer* “house style”)

1. **Margins:** One inch margins all around
2. **Spacing:** Single spaced text with double space between paragraphs
3. **Font:** Times New Roman, 12 point (unless otherwise indicated); published in Microsoft Word
4. **Header:** Please indicate what type of abstract/poster you are submitting. Type this into the “Header” of your first page (all capital letters, Times New Roman, 14 point, Bold):
 - a. **ORAL ABSTRACT: RESEARCH-BASED;**
 - b. **ORAL ABSTRACT: CLINICAL APPLICATION/INNOVATION;**
 - c. **POSTER: RESEARCH-BASED; or**
 - d. **POSTER: CLINICAL APPLICATION/INNOVATION**
5. **Title:** Times New Roman font, 14 point, Bold, Single-spaced.
6. **Author(s) Information:** Two lines below title, Times New Roman, 12 point, 1-2 single-spaced lines. Please provide the following information:

Name, Department/School, Institution/Organization, Contact Information (email address and/or phone number).
7. **Key Words:** List up to five (5) keywords in order of importance
8. **The Body of the Abstract/Poster:** Two lines below author information:
 - a. Word limit: 1200 words (approximately 1.5 pages);
 - b. Justify text with blocked paragraphs (do not indent);
 - c. Space for the inclusion of graphs, charts, tables and/or pictures (highly recommended);
 - d. Titles of separately published works (print, film, televisual and so on) are placed in italics;
 - e. When needed, use double quotation marks, except for quotes inside quotes;
 - f. Do not use abbreviations such as “e.g.,” “i.e.,” “etc.”—that is, spell out the words;
 - g. Em-dash for dashes. The em-dash looks like this—that is, a solid double hyphen between words with no space before or after; and
 - h. No footnotes in your abstract. Instead weave any references to authors/titles into the text of the abstract.
9. **Figures/Graphs:** Number all figures/graphs consecutively in the text and place all at the end of the abstract. They should contain a title and legend, be concise, clearly understandable and easily read.

***Special Note: Please comply with the Abstract/Poster Guidelines and Abstract/Poster Format Instructions so as not to delay the review of your abstract/poster.**

COPYRIGHT ASSIGNMENT AGREEMENT INFORMATION

From 2015, selected abstracts/posters for all future NIDCAP Trainers Meetings will be published in the winter edition of the *Developmental Observer*. All *Developmental Observers* (2007--present) will be archived at the IUScholarWorks, Indiana University (IU). IUScholarWorks is supported by the IU Libraries and the IU Digital Library Program, a collaborative effort of the IU Libraries and University Information Technology Services.

Author(s) of abstracts/posters must sign the Copyright Assignment Agreement if they wish to have their abstract/poster published in the *Developmental Observer* and archived in the IUScholarWorks, Indiana University.

Please add name and address on second line of agreement where indicated. Replace **[TITLE]** with the title of your abstract/poster. Sign and date agreement.

Please return a signed Agreement with abstract/ poster to both gretchen Lawhon and Rodd Hedlund.